

# Scraps

From

## The Shops of Heirlooms & Comforts

Heirlooms & Comforts

Viking Says Sew 'n Quilt

---

Winter / Spring 2005

---

### Sara's Scraps

#### To our Quilting and Sewing Friends:

I hope your holiday celebrations held as much joy as ours did! How can one miss when you are rich with family and friends? It is rewarding to see your children and their companions in fun and fellowship. Hopefully each of you has had similar experiences.

With the winter holiday behind us, we are now ready to "hibernate" with our sewing projects and produce wonderful object d'art. Almost daily we are receiving new fabrics and books and patterns for those projects you have in mind. The stock of batiks is getting rather extensive in both shops. Books are still offering easier, fascinating methods of construction. Patterns abound for constructing purses and bags. Wool embroidery is a "hot" item. Embellish, embellish, embellish---this seems to be a theme as well. We have supplies to satisfy all these areas.

Cissie and Cathy have done an outstanding job compiling the class list for this quarter! Just look at all the subjects and the teachers that are on this current list. Paula and her clothing classes, Priscilla's basic and design classes, Cathy's appliqué and piecing classes, Holly's project classes, Margaret's hand sewing classes, Jackie's slice and dice classes, Jeffie's embroidery classes, Dot's heirloom sewing classes---I know you can read these descriptions and all the others. I'm bound to be amiss and leave out some highlight, so I won't even try to point out other ones here. Just let me say that the class schedule has never been so good. There is truly something here for each of us. You know, not only do you get instruction and knowledge in our classes, but fellowship that enhances your life. My grandmother used to say to me that idle hands are the devil's workshop. You'll never fall into that trap if you keep up with our classes!

Thimbleberries Club is ready to start the New Year. At Heirlooms and Comforts we have a new leader. Pam Grant has accepted the job of mentor for the group and is ready to get the ladies sewing those fun projects for the year. Called A Circle of Love, the 2005 club will make two beautiful quilts, one called Sunrise and the other called Sunset. Obviously the first is lighter, brighter and more jewel-toned. The second is deeper in color and more subdued in value, nonetheless beautiful. There is room for more members in our clubs, so come in to join up SOON because meetings start right away. Details of membership are available in both shops. Holly's group at VSSQ has a little more time to get it together, but not much. When we cut kits we want to have enough ready for you, so knowing that you want to sign up is very important for us.

Many of our customers are enjoying a new Husqvarna Viking sewing machine. How smart they are to choose a wonderful model from the great line of machines that Husqvarna Viking offers. There is truly a model to suit the needs of any sewing enthusiast today. As a result of some up-grades recently, we have a number of previously owned and loved machines that need to be adopted to new homes. These machines have all been serviced and are ready to go home with you right away. There are great deals in both shops, so now is probably a good time for you to up-grade your sewing machine. Check with us to see the availability of these models since many of them stay in store for only a day or so before moving to "permanent residence" at a new address.

For persons who haven't seen the new Designer SE you are missing out on a Simply Excellent experience. The large screen, the separate bobbin-winding motor, the active sewing advisor in embroidery mode, the on-screen information feature and manual---oh, my. There are so many new features that make sewing and embroidery easier that I can't tell you all of them in this setting. You have to come see for yourself. That holds true for the new 3-D software too. User friendly is a term to describe both!

As you can see from my rambling, there is a lot to keep us occupied during the winter months, even a great list of classes. Boredom and idleness should never be a problem for us in the Upstate.

Yours in stitches,

*Sara*

## 3D Embroidery Software Classes for 2005 at VSSQ

Sue Bready will be starting off the New Year with some very creative and challenging classes for all of our software students! In January, the "project" class will be learning how to split a very large design (10"x10") using Stitch Editor in either your 3D Studio or Professional software. So come one, come all!! This is a lesson you won't want to miss! Later classes will include 3D Cross Stitch, 3D Organizer and she may also try and squeeze in the very popular buttonhole class previously taught last summer.

Sue's 3D Studio class on Saturday mornings will be starting out the year with new skills learned from an exercise book in Anne Campbell's new 3D Studio book. Ms. Campbell writes easy to read instructions and lessons. Be sure and stop in and take a look at this very helpful book at VSSQ and H&C. It's full of all sorts of helpful hints! The book, though not required for class, would be a great addition to every machine embroiderer's library.



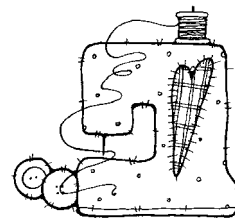
### Sisterhood of Purple

Jeffie McManus and Lynn Parker report that the "Sisterhood of Purple" at VSSQ is going great and everyone is having a lot of fun with the projects that the club is doing. They've made a sweatshirt jacket, tote bag, and gift bags. Now they're getting ready to do some more fun things. In January we're starting a wall hanging that involves paper piecing, appliqué, and piecing blocks. Come by the store and see the sample. The plan is to move on to doing some machine embroidery projects in the spring. Jeffie & Lynn would love to have anyone interested to come join us in January for our next session of bodacious fun.

### Free Merchandise!

Using your free Shops of Heirlooms and Comforts Fabric Card every time you purchase fabric at it's regular price is a good thing!! Every \$5.00 purchase of regular priced fabric earns you a punch on your free fabric card. When the card is full, it's worth \$20 in merchandise at H&C or VSSQ!! Over 300 quilters so far this year have redeemed their cards!! Have you?

## Tension Solutions from the Service Corner




How many times have you been sewing and you hear a loud clanking noise and all of a sudden everything locks up? You look at the back of your fabric and there is a big clump of thread. Or you have sewn a long seam and you look at the back of your fabric and all you see is loopy top thread. Your immediate reaction is what has happened to my machine. Don't panic. This has happened to most of us at some time or another and it is not usually a major issue. Ninety nine percent of the time the thread has come out of the top or bobbin thread tension or the thread is not in the thread take-up correctly. The best solution is to remove all the thread from the machine and rethread your machine taking care to make sure the bobbin thread is in the tension device and that the top thread has followed the correct path and is in the take up correctly. Now sew off and everything should be back to normal. Hint – don't try and do a research project on what went wrong, just re-thread it and move forward.

How do you know if your tensions are correct? The best test is to set up your machine with a good quality thread like Mettler all-purpose thread. Use a medium color for the top thread and a beige color (I do not like white) for the bobbin. Choose a medium woven fabric with a tear-away or cut-away stabilizer on the back. Now sew off a 4 x 4 zig-zag stitch about 6 inches in length. Turn the fabric over and check to see that the top thread is pulled to the corners of each stitch. If the top thread is obviously pulled away from the corners or you do not see any top thread then you will need to adjust the top tension to achieve the desired results. Just remember that if you have to increase or reduce the top tension outside of the normal operating range it might be time to have your machine serviced.

One last comment – the consumer should not adjust the bobbin case tension. This needs to be set precisely by a qualified service technician. This setting is critical because it is the starting point for any tension adjustments. If this is not set correctly then machine tensions cannot be balanced correctly.

Enjoy hassle-free sewing after giving proper attention to the care of your machine!



## 2005 Thimbleberries Club at H&C and VSSQ

Thimbleberries Club is one of the most popular quilt clubs around! Did you know that there are over 1000 shops that are official Thimbleberries Club sponsors?!

This year's Thimbleberries Club project is very exciting and well suited for the extremely busy quilter! If you have found the projects over the past couple of years a little overwhelming, then this is your year for Thimbleberries! We will have two quilt projects this year, one will be done over the first six months and the other over the last six months of the year. Both projects are "block of the month"! That means we'll have smaller goals to accomplish to get to our final project! The first quilt is called "Sunrise" and uses lighter, brighter fabrics and the second quilt is called "Sunset" and uses deeper, richer fabrics. They are both beautiful! Along with the main projects, more ideas, patterns, books and fabrics will be available to our members!

VSSQ will continue to have Thimbleberries Club on the third Saturday of every month from 10 AM to 1 PM and is lead by Holly Hart Anderson. New members are welcome and looked forward to by our great group of existing members.

H&C has a new leader for Thimbleberries Club! Due to Judy Rhone's retirement from Thimbleberries Club, Pam Grant has agreed to be the Club's new leader! Pam is an avid Thimbleberries fan and has been a member for several years. Known for always completing her projects early, Pam is excited to be able to direct her members (existing and new) on this year's projects! Pam's group will continue to meet on the first Thursday of each month.

Call for Club specifics or come by the shops and let Holly & Pam tell you more about this year's projects and show you how much fun you'll have when you join Thimbleberries Club.

## Gift Registry Available

More often than not your family wants to know what kind of gifts you wish to have for special occasions. Therefore, we have a gift registry for you to fill out so that you can suggest to your family to just shop at H&C and VSSQ for the perfect gift! Come in and sign up for the items you want today!

## H&C Welcomes New Teachers

We are very excited about our new class schedule this quarter. It is full of some old favorites; but also has some new classes that you are sure to find interesting.

Our wonderful staff of regular teachers, Priscilla Hair, Joan Grove, Cheryl Keith, Judy Rhone, Sarah Parham, Laura Kinder, Kathy Rivenbark, Judy Luke, Jackie Herndon, Paula Ridley and Beth Kunkel will be joined by an exciting group of new teachers.

We are excited to welcome Carolyn Harris to our teaching staff. Carolyn will be teaching a Chenille Jacket class and has a wealth of knowledge to share with us.

Kathy Weeks is an experienced hand-stitcher whose work is impeccable! She will use her years of experience in teaching, to guide you into the world of beautiful wool embroidery.

We are always asked for classes in hand piecing and we have found a wonderful teacher in Margaret Hurley. When we saw Margaret's work, we knew we had found the right teacher.

A beautiful hand beaded necklace first attracted us to Gay Antrim and began the conversation that informed us of her extensive experience teaching hand embroidery! Beginning with the basics, Gay will teach a class creating a beautiful floral piece.

## Martha Pullen School Returns!

Martha Pullen Sew Beautiful Husqvarna Viking Heirloom Sewing Four Day School is again scheduled for Viking Says Sew 'n Quilt in Greenville on March 9 - 12, 2005. Connie Palmer and Peggy Dilbone are the instructors, and for that we are grateful! What good teachers and inspiring leaders these two are. Their skill is unparalleled and their eye for design is superb. You can come away from these four days with a different attitude for sewing and amazed at what you can learn in this period of time that will enhance your sewing art. Tips and tricks abound each day. You learn things to do with your Husqvarna Viking sewing machine that we can never think of without the help of Sewing Stars like these two ladies. Husqvarna Viking Designer machines and sergers are provided for the school.

All projects will be kitted. The students will bring only some very basic sewing supplies.

If you have ever talked with a former attendee you have heard what great instruction and inspiration come at a Martha Pullen Sew Beautiful Husqvarna Viking Heirloom Sewing Four Day School! Sign up now to be a part of the terrific experience.

# The Shops of Heirlooms and Comforts

[www.heirloomsandcomforts.net](http://www.heirloomsandcomforts.net)

Viking Says Sew 'n Quilt / Heirlooms and Comforts

104 Madden Bridge Road

Central, SC 29630

---

## **Viking Say Sew 'n Quilt**

1266 Woodruff Rd.; Greenville, SC 29607

864/286-9507

10-5:45 M-F, 10-4 Sat.

E-mail: [vssq@heirloomsandcomforts.net](mailto:vssq@heirloomsandcomforts.net)

## **Heirlooms and Comforts**

104 Madden Bridge Rd.; Central, SC 29630

864/639-9507

9:30-5:30 M-F, 9:30-4 Sat.

E-mail: [h#c@heirloomsandcomforts.net](mailto:h#c@heirloomsandcomforts.net)


---

## **Dates to Remember**

March 5 - QSC Spring Meeting at "the Rocket";  
Columbia, SC

March 9 thru 12 - Sew Beautiful Martha Pullen  
Husqvarna Viking Sewing School; Greenville, SC

July 13, 14, 15 & 16 - Carolina Shop Hop 2005



## **Check Out Our New Website!**

We have a brand new look to our website! Thanks to the input of many and the web design talents of Ms. Katherine Dobrenen, the Shops of Heirlooms and Comforts now has a new, fresh and updated website! The address is the same - <http://www.heirloomsandcomforts.net>, but the look is different! You'll find a lot more information too. Some of the new areas are still under construction, but you can already check out the "Week's Special" and other promotions. Our new class schedule can be viewed there also! Let us know what you think. You can always e-mail us via the links on the site.

## **Technology Center**

Did you know that we have the ability at both of our locations to meet your need for scanning photos, or printing from a disk or CD onto Printed Treasures. Contact either store for more information.

## **Newsletter Format**

For your convenience, H&C classes are printed the blue insert and VSSQ classes are printed on the white insert.

## **Watch for Postcards and Weekly E-mails for Future Specials, Events and Coupons!!**

## **Class Skill Level Legend**

B-Beginner, I-Intermediate, A-Advanced

Basic sewing supplies are required for all classes involving sewing - paper & fabric scissors, pins, thread, needles, ruler & thimble. **All materials extra unless noted.**